

Bharati Vidyapeeth Deemed University
Medical College & Hospital, Sangli
Department of Anatomy – I- M.B.B.S – 2017-18


Lectures

Upper Limb –Dr.Priya S.Patil

Lower Limb –Dr.Manisha R. Dhobale


1-10-2017 to 31-10-2017

Sr. No.	Date	Topics
1.	02-10-2017	Arm – Muscles + cubital fossa + Musculocutaneous nerve, brachial artery
2.	03-10-2017	Radioulnar joints + supination & pronation
3.	04-10-2017	Forearm muscles- flexors and extensors
4.	05-10-2017	Hand I- flexor retinaculum, carpal tunnel, Palmar aponeurosis
5.	06-10-2017	Intrinsic muscles of hand and arterial palmar arches
6.	09-10-2017	Hand II
7.	10-10-2017	1 st carpometacarpal joint , Anatomical snuff box
Diwali Vacations from 15-10-2017 to 22-10-2017 Lectures Lower Limb –Dr. Manisha R. Dhobale		
8.	24-10-2017	Femoral triangle- Femoral artery, Femoral nerve, Applied Anatomy
9.	26-10-2017	Femoral triangle- Boundaries & contents, Femoral sheath, Femoral Canal
10.	31-10-2017	Gluteal region + Sciatic nerve


Dr. Nitin R. Mudiraj
Professor & HOD

Bharati Vidyapeeth Deemed University
Medical College & Hospital, Sangli
Department of Anatomy – I- M.B.B.S – 2017-18
Demonstrations
Upper Limb & Lower Limb
1-10-2017 to 31-10-2017

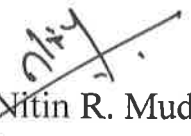
Sr. No.	Date	Topics	Teachers
1	02-10-2017	Flexor , Extensors of forearm	Dr. Manisha R. Dhobale Dr. Sheetal S.Patil Mrs. Yogita A.Kamble Miss. Anandi K.Suryawanshi
2	04-10-2017	Skeleton of hand	
3	06-10-2017	Small group discussion	
4	09-10-2017	Surface Anatomy	
5	11-10-2017	Radiology	
6	13-10-2017	Quiz	
Diwali Vacations from 15-10-2017 to 22-10-2017			Dr. Priya S.Patil Dr. Sheetal S.Patil Mrs. Yogita A.Kamble Miss. Anandi K.Suryawanshi
7	23-10-2017	Hip bone	
8	25-10-2017	Femur	
9	27-10-2017	Tibia + Patella	
10	30-10-2017	Small group discussion	


Dr. Nitin R. Mudiraj
Professor & HOD

Bharati Vidyapeeth Deemed University
Medical College & Hospital, Sangli
Department of Anatomy – I- M.B.B.S – 2017-18
Dissection (Practical)
Upper & Lower Limb
1-10-2017 to 31-10-2017

Sr.No.	Date	Topics	Teachers
1	02-10-2017	Arm + Cubital fossa , musculocutaneous nerve	Dr.Nitin R.Mudiraj
2	03-10-2017	Arm + Cubital fossa , musculocutaneous nerve	Dr. Ramesh. B. Vaidya
3	04-10-2017	Forearm – flexors , Radial artery, Median nerve	
4	05-10-2017	Forearm – flexors , Radial artery, Median nerve	
5	06-10-2017	Hand I – facial compartments	Dr. Uttama U.Joshi
6	07-10-2017	Hand II – muscles ,Nerves & Vessels	Dr. Manisha R. Dhobale
7	09-10-2017	Forearm – extensors , Radial nerve	Dr.Priya S.Patil
8	10-10-2017	Revision	Dr.Archana V. Salunkhe
9	11-10-2017	Small group discussion	
10	12-10-2017	Part completion examination	Dr.Sheetal S.Patil
11	13-10-2017	Quiz	Mrs. Yogita
12	14-10-2017	Grand Revision	A.Kamble
Diwali Vacations from 15-10-2017 to 22-10-2017			Miss. Anandi K.Suryawanshi
13	23-10-2017	Fascia Lata, Great saphenous vein	
14	24-10-2017	Fascia Lata, Great saphenous vein + Femoral triangle	
15	25-10-2017	Femoral triangle + Muscles of Anterior compartment of thigh	
16	26-10-2017	Femoral triangle + Muscles of Anterior compartment of thigh	

17	27-10-2017	Adductor Canal + Adductor Compartment of thigh	
18	28-10-2017	Adductor Canal + Adductor Compartment of thigh	
19	30-10-2017	Soft parts revision	
20	31-10-2017	Gluteal region	


Dr. Nitin R. Mudiraj
Professor & HOD