

Bharati Vidyapeeth Deemed University
Medical College & Hospital, Wanlesswadi, Sangli.
First M.B.B.S. Batch 2016-17
Department of Anatomy

Lectures

General Anatomy -- Dr. N.R. Mudiraj, Dr. Mrs.Priya S.Patil, Dr.Miss Archana Salunkhe,
Histology ----- Dr. Mrs.Priya S.Patil, Dr.Miss Archana Salunkhe
Embryology -----Dr. Ramesh. B. Vaidya
Genetics ----- Dr. Ramesh. B. Vaidya
Gross Anatomy ----- Dr. N.R. Mudiraj, Dr.Mrs.U.U.Joshi, Dr.Mrs.M.R. Dhobale,
Dr.Miss Archana Salunkhe


Dissection & Demonstration – Batch teachers

Dr. Mrs. S.S. Patil, Dr. N.R. Mudiraj
Dr. V.B. Chougule, Dr.Uttama U.Joshi
Mrs. Y.A, Kamble, Dr.Manisha R.Dhobale
Miss. A.K. Suryawanshi, Dr.Priya S.Patil

Histology Practicals

Dr.Archana V.Salunkhe & Batch teacher

Embryology Models - Dr. Ramesh. B. Vaidya



Head of the Dept.
Department of Anatomy
Bharati Vidyapeeth University
Medical College & Hospital,
Wanlesswadi, Sangli - 415 414.

Bharati Vidyapeeth Deemed University
 Medical College & Hospital, Sangli
 Department of Anatomy – I- M.B.B.S – 2016-17
 Lectures – General Anatomy

Sr. No.	Date	Time	Topics	Name of Teacher
1.	14/09/2016	2-3 pm	Introduction to Anatomy	Dr. Nitin Mudiraj
2.	16/09/2016	9-10 am	Terminology and planes	Dr. Nitin Mudiraj
3.	17/09/2016	9-10 am 3-4 pm	Epithelial tissue	Dr. Priya Patil
4.	19/09/2016	9-10 am 2-3 pm	Cardiovascular System	Dr. Archana Salunkhe
5.	20/09/2016	10-11 am	Cartilage	Dr. Archana Salunkhe
6.	20/09/2016	2-3 pm	Bone	Dr. Archana Salunkhe
7.	21/09/2016	9-10 am	Joint I	Dr. Nitin Mudiraj
8.	21/09/2016	3-4 pm	Joint II	Dr. Nitin Mudiraj
9.	26/09/2016	9-10 am	MCQ Test	
10.	27/09/2016	10-11 am	Muscle I	Dr. Priya Patil
11.	27/09/2016	3-4.30 pm	Muscle II	Dr. Priya Patil
12.	29/09/2016	10-11am	Lymphoid System	Dr. Priya Patil
13.	30/09/2016	3-4pm	Skin, Fascia	Dr. Priya Patil


 Head of Department
 Department of Anatomy
 Bharati Vidyapeeth University
 Medical College & Hospital,
 Wanlesswardi, Sangli - 416 414.

Bharati Vidyapeeth Deemed University
 Medical College & Hospital, Sangli
 Department of Anatomy – I- M.B.B.S – 2016-17
 Demonstration – General Anatomy

Sr.No.	Date	Topics	Teachers
1	16/09/2016	Introduction – terms, planes etc.	Dr. Sheetal Patil Dr. V.B. Chougule Mrs.Yogita Kamble Mrs.Anandi Suryawanshi
2	19/09/2016	Circulatory system	Dr. Sheetal Patil Dr. V.B. Chougule Mrs.Yogita Kamble Mrs.Anandi Suryawanshi
3	20/09/2016	Bone I	Dr. Sheetal Patil Dr. V.B. Chougule Mrs.Yogita Kamble Mrs.Anandi Suryawanshi
4	21/09/2016	Bone II	Dr. Sheetal Patil Dr. V.B. Chougule Mrs.Yogita Kamble Mrs.Anandi Suryawanshi
5	23/09/2016	Joint I	Dr. Sheetal Patil Dr. V.B. Chougule Mrs.Yogita Kamble Mrs.Anandi Suryawanshi
6	26/09/2016	WRITTEN TEST	All teachers
7	28/09/2016	Joint II	Dr. Sheetal Patil Dr. V.B. Chougule Mrs.Yogita Kamble Mrs.Anandi Suryawanshi
8	30/09/2016	Muscles – classification, red & white , difference between cardiac, skeletal, smooth	Dr. Sheetal Patil Dr. V.B. Chougule Mrs.Yogita Kamble Mrs.Anandi Suryawanshi


 Department of Anatomy
 Bharati Vidyapeeth University
 Medical College & Hospital,
 Manlesswadi, Sangli - 416 414.

Bharati Vidyapeeth Deemed University
 Medical College & Hospital, Sangli
 Department of Anatomy – I- M.B.B.S – 2016-17
 Dissection – General Anatomy

Sr. No.	Date	Topics	Teachers
1.	14/09/2016	Departmental orientation	Dr.Nitin R.Mudiraj Dr. Ramesh. B. Vaidya
2.	16/09/2016	Terms, planes, epithelium	Dr.Uttama U.Joshi
3.	17/09/2016	Connective tissue	Dr.Manisha R.Dhobale Dr.Priya S.Patil
4.	19/09/2016	CVS	Dr.Archana V.Salunkhe Dr.Sheetal S.Patil
5.	20/09/2016	Bone I	Dr. Vijaykumar B.Chougule Mrs. Yogita A.Kamble
6.	21/09/2016	Bone II	Miss. Anandi K.Suryawanshi
7.	22/09/2016	Small group discussion	
8.	23/09/2016	Joint I	
9.	24/09/2016	Joint II	
10.	26/09/2016	Written test	
11.	27/09/2016	Muscles – classification, red & white , difference between cardiac, skeletal, smooth	
12.	28/09/2016	Muscle II	
13.	29/09/2016	Lymphoid system	
14.	30/09/2016	Nervous system	


 Head of Department
 Department of Anatomy
 Bharati Vidyapeeth University
 Medical College & Hospital,
 Manlesswadi, Sangli - 416 419.

Bharati Vidyapeeth Deemed University
Medical College & Hospital, Sangli
Department of Anatomy – I- M.B.B.S – 2016-17
Lectures – Upper Limb – Dr. Manisha Dhobale

Sr.No.	Date	Topics
1.	03/10/2016	Mammary gland
2.	04/10/2016	Axilla I – Boundaries and contents + Brachial Plexus
3.	06/10/2016	Axilla II – Axillary artery, Axillary Vein, Axillary Lymph nodes.
4.	07/10/2016	Scapular Region
5.	08/10/2016	Case discussion
6.	10/10/2016	Shoulder Joint
7.	13/10/2016	Muscles of forearm – flexors, radioulnar joints + supination & pronation
8.	14/10/2016	MCQ Test
9.	15/10/2016	Hand I
10.	16/10/2016 [Sunday]	Hand II


Head of the
Department of Anatomy
Bharati Vidyapeeth University
Medical College & Hospital,
Warananagar, Sangli - 416 412

Bharati Vidyapeeth Deemed University
Medical College & Hospital, Sangli
Department of Anatomy – I- M.B.B.S – 2016-17
Demonstration – Upper Limb

Sr.No.	Date	Topics	Teachers
1	03/10/2016	Clavicle	Mrs. Yogita A.Kamble
2	05/10/2016	Scapula + (Muscles of back)	Miss. Anandi K.Suryawanshi
3	07/10/2016	Humerus + (Muscles of shoulder region)	
4	10/10/2016	Radius + Ulna	
5	12/10/2016	Flexor , Extensors of forearm	
6	14/10/2016	Skeleton of hand	



Head of the Dept.
Department of Anatomy
Bharati Vidyapeeth University
Medical College & Hospital,
Wanlesswadi, Sangli - 415 717

Bharati Vidyapeeth Deemed University
 Medical College & Hospital, Sangli
 Department of Anatomy – I- M.B.B.S – 2016-17
 Dissection– Upper Limb
 Dissection goals – Dr.Sheetal S.Patil

Sr.No.	Date	Topics	Teachers
1	01/10/2016	Pectoral region & breast	Dr.Nitin R.Mudiraj Dr. Ramesh. B. Vaidya
2	03/10/2016	Axilla I (boundaries & contents)	Dr.Uttama U.Joshi Dr.Manisha R.Dhobale
3	04/10/2016	Axilla II (Artery + Brachial Plexus) Axillary Lymph nodes	Dr.Priya S.Patil
4	05/10/2016	Brachial Plexus	Dr.Archana V.Salunkhe Dr.Sheetal S.Patil
5	06/10/2016	Back	Dr.Vijaykumar B.Chougule
6	07/10/2016	Shoulder region (Muscles & spaces)	Mrs. Yogita A.Kamble Miss. Anandi K.Suryawanshi
7	08/10/2016	Arm + Cubital fossa , musculocutaneous nerve	
8	10/10/2016	Arm + Cubital fossa , musculocutaneous nerve	
9	12/10/2016	Forearm – flexors , Radial artery, Median nerve	
10	13/10/2016	Forearm – flexors , Radial artery, Median nerve	
11	14/10/2016	Hand I – fascial compartments	
12	16/10/2016 [Sunday]	Hand II – muscles ,Nerves & Vessels	


 Head of the Department
 Department of Anatomy
 Bharati Vidyapeeth University
 Medical College & Hospital,
 Wanlesswadi, Sangli - 416 414.

Bharati Vidyapeeth Deemed University
Medical College & Hospital, Sangli
Department of Anatomy – Ist- M.B.B.S – 2016-17
Lectures – Lower Limb – Dr.Nitin R.Mudiraj

Sr.No.	Date	Topics
1	17/10/2016	Venous drainage Lower limb
2	18/10/2016	Femoral triangle
3	20/10/2016	Gluteal region
4	21/10/2016	Hip joint
5	24/10/2016	Back of thigh, popliteal fossa
6	25/10/2016	Sciatic Nerve
7	05/11/2016	Knee joint
8	08/11/2016	Inversion / Eversion
9	09/11/2016	Arches of foot


Head of the Dept.
Department of Anatomy
Bharati Vidyapeeth University
Medical College & Hospital,
Wanlesswadi, Sangli - 415 414.

Bharati Vidyapeeth Deemed University
Medical College & Hospital, Sangli
Department of Anatomy – Ist- M.B.B.S – 2016-17
Demonstration – Lower Limb

Sr.No.	Day & Date	Topics	Teachers
1	17/10/2016	Hip bone – I	Dr.Sheetal S.Patil
2	19/10/2016	Femur & Patella	Dr.Vijaykumar B.Chougule
3	21/10/2016	Tibia & Fibula	Mrs. Yogita A.Kamble
4	24/10/2016	Muscles of anterior & lateral compartment of leg	Miss. Anandi K.Suryawanshi
5	04/11/2016	MCQ test	
6	07/11/2016	Skeleton of Foot	
7	09/11/2016	Surface radiology upper and lower limb	


Head of the Dept
Department of Anatomy
Bharati Vidyapeeth University
Medical College & Hospital,
Wanlesswadi, Sangli - 415 414.

Bharati Vidyapeeth Deemed University
Medical College & Hospital, Sangli
Department of Anatomy – Ist- M.B.B.S – 2016-17
Dissection – Lower Limb
Dissection goals- Dr.Priya S.Patil

Sr.No.	Date	Topic	Teachers
1	17/10/2016	Front of thigh, Saphenous opening, Great Saphenous vein	Dr.Nitin R.Mudiraj
2	18/10/2016	Fascia lata & femoral triangle & contents, muscles of anterior compartment	Dr. Ramesh. B. Vaidya
3	19/10/2016	Adductor compartment, muscles, obturator nerve & adductor canal	Dr.Uttama U.Joshi
4	20/10/2016	Gluteal region, Hamstring Muscles	Dr.Manisha R.Dhobale
5	21/10/2016	Hamstring & popliteal fossa	Dr.Priya S.Patil
6	22/10/2016	Small group discussion	Dr.Archana V.Salunkhe
7	24/10/2016	Front of leg & dorsum of foot Lateral compartment of leg	Dr.Sheetal S.Patil
8	25/10/2016	Posterior compartment of leg	Dr.Vijaykumar B.Chougule
9	04/11/2016	Revision	Mrs. Yogita A.Kamble
10	05/11/2016	Sole I	Miss. Anandi
12	07/11/2016	Sole II	K.Suryawanshi
13	08/11/2016	Sole II	
14	09/11/2016	Revision	


Head of the Dept.
Department of Anatomy
Bharati Vidyapeeth University
Medical College & Hospital,
Manjeshwadi, Sangli - 416 414.

Bharati Vidyapeeth Deemed University
 Medical College & Hospital, Sangli
 Department of Anatomy – I- M.B.B.S – 2016-17
 Demonstration - Thorax

Sr.No.	Date	Topic	Teachers
1	11/11/2016	Ribs + sternum	Dr.Sheetal S.Patil
2	16/11/2016	Thoracic vertebrae, vertebral column	Dr.Vijaykumar B.Chougule
3	18/11/2016	Lung	Mrs. Yogita A.Kamble
4	21/11/2016	Heart	Miss. Anandi K.Suryawanshi
5	23/11/2016	Radio & surface	
6	25/11/2016	Revision	

Bharati Vidyapeeth Deemed University
 Medical College & Hospital, Sangli
 Department of Anatomy – I- M.B.B.S – 2016-17
 Lecture – Thorax Dr. Archana V. Salunkhe

Sr.No.	Date	Topic
1	10/11/16	Introduction to thorax , Thoracic cage, Intercostal spaces & Respiratory movements
2	14/11/16	Pleura
3	15/11/16	Mediastinum
4	17/11/16	Lungs & Bronchopulmonary segments
5	19/11/16	Pericardium & External features of heart I
6	22/11/16	Heart II
7	24/11/16	Superior vena cava & Arch of Aorta , Thoracic duct & Azygos veins


 Head of the Department of Anatomy
 Bharati Vidyapeeth University
 Medical College & Hospital,
 Wanlesswadi, Sangli - 415 414

Bharati Vidyapeeth Deemed University
Medical College & Hospital, Sangli
Department of Anatomy – I- M.B.B.S – 2016-17
Dissection - Thorax & Histology Practicals
Dissection goals- Dr.Manisha R.Dhobale

Sr.No.	Date	Topic	Teachers
1	10/11/2016	Introduction	Dr.Nitin R.Mudiraj
2	11/11/2016	Wall of thorax	Dr. Ramesh. B. Vaidya
3	12/11/2016	Wall of thorax	Dr.Uttama U.Joshi
4	15/11/2016	Cavity of thorax – Pleura + Mediastinum	Dr.Manisha R.Dhobale
5	16/11/2016	Cavity of thorax – Pleura + Mediastinum	Dr.Priya S.Patil
6	17/11/2016	Lungs	Dr.Archana V.Salunkhe
7	18/11/2016	Lungs (Bronchopulmonary segments)	Dr.Sheetal S.Patil
8	19/11/2016	Heart & Pericardium	Dr.Vijaykumar B.Chougule
9	21/11/2016	Chambers of heart	Mrs. Yogita A.Kamble
10	22/11/2016	Chambers of heart	Miss. Anandi K.Suryawanshi
11	23/11/2016	Blood supply of heart	
12	24/11/2016	Aorta, Thoracic part of trachea + oesophages	
13	25/11/2016	Descending aorta + Thoracic duct	
14	26/11/2016	Joints of thorax + Revision	



Head of the Department
Department of Anatomy
Bharati Vidyapeeth University
Medical College & Hospital,
Wanlesswadi, Sangli - 416 414

**BHARATI VIDYAPEETH DEEMED UNIVERSITY
MEDICAL COLLEGE AND HOSPITAL, SANGLI**

**DEPARTMENT OF ANATOMY
First MBBS Batch 2016-17**

Lecture Schedule – Abdomen proper: Dr.Manisha R.Dhobale

Sr. No.	Date	Topic
1.	06.12.16	Ant. Abdominal wall
2.	08.12.16	Rectus sheath & Inguinal canal
3.	10.12.16	Peritoneum
4.	13.12.16	Stomach
5.	15.12.16	Small intestine
6.	17.12.16	Caecum + Appendix
7.	20.12.16	Liver
8.	22.12.16	Extra-hepatic biliary apparatus
9.	23.12.16	Pancreas (Dissection Hall)
10.	24.12.16	Spleen + Portal vein
11.	27.12.16	Kidneys
12.	29.12.16	Suprarenal Glands + Diaphragm


Head of the Dept.
Department of Anatomy
Bharati Vidyapeeth University
Medical College & Hospital,
Wanlesswadi, Sangli - 416 418

**BHARATI VIDYAPEETH DEEMED UNIVERSITY
MEDICAL COLLEGE AND HOSPITAL, SANGLI**

**DEPARTMENT OF ANATOMY
First MBBS Batch 2016-17**

Demonstration Schedule Abdomen proper

Sr. No.	Date	Topic	Name of Teachers
1.	05.12.16	Ant. Abdominal wall + Rectus Sheath	Dr.Uttama U.Joshi
2.	07.12.16	Lumbar Vertebrae	Dr.Sheetal S.Patil
3.	09.12.16	Demo – Testis	Mrs. Yogita A.Kamble
4.	12.12.16	Stomach	Miss. Anandi K.Suryawanshi
5.	14.12.16	Small Intestine	
6.	16.12.16	Caecum + Appendix	
7.	19.12.16	Liver	
8.	21.12.16	Revision	
9.	23.12.16	Spleen + Portal Vein	
10.	26.12.16	Kidney	



Head of the Dept
Department of Anatomy
Bharati Vidyapeeth University
Medical College & Hospital
Waniaswadi, Sangli - 415 411

**BHARATI VIDYAPEETH DEEMED UNIVERSITY
MEDICAL COLLEGE AND HOSPITAL, SANGLI**

DEPARTMENT OF ANATOMY

First MBBS Batch 2016-17

Dissection Schedule Abdomen proper, Histology Practicals, Embryology models
Dissection goals: Dr.Archana V.Salunkhe

Sr. No.	Date	Topic	Name of Teachers
1.	05.12.16	Introduction + Ant. Ab. Wall	Dr.Nitin R.Mudiraj
2.	06.12.16	Ant. Ab. Wall + Rectus sheath	Dr. Ramesh. B. Vaidya
3.	07.12.16	Ant. Ab. Wall + Rectus sheath	Dr.Uttama U.Joshi
4.	08.12.16	Inguinal canal + Testis	Dr.Manisha R.Dhobale
5.	09.12.16	Inguinal canal + Testis	Dr.Priya S.Patil
6.	10.12.16	Peritoneum (Lecture)	Dr.Archana V.Salunkhe
7.	12.12.16	Peritoneum + Stomach	Dr.Sheetal S.Patil
8.	13.12.16	Peritoneum + Stomach	Mrs. Yogita A.Kamble
9.	14.12.16	Mesentery + small intestine	Miss. Anandi K.Suryawanshi
10.	15.12.16	Small & large intestine	
11.	16.12.16	Duodenum	
12.	17.12.16	Caecum + Appendix	
13.	19.12.16	Written test	
14.	20.12.16	Liver + Extrahepatic biliary apparatus	
15.	21.12.16	Pancreas	
16.	22.12.16	Pancreas + Spleen + Portal Vein	
17.	23.12.16	Pancreas (Lecture)	
18.	24.12.16	Spleen + Portal Vein	
19.	26.12.16	Suprarenal glands + kidney	
20.	27.12.16	Kidney + Diaphragm	
21.	28.12.16	Diaphragm + Posterior abdominal wall	
22.	29.12.16	Posterior Abdominal wall + Revision	
23.	30.12.16	Revision	


Head of the Dept
Department of Anatomy
Bharati Vidyapeeth University
Medical College & Hospital
Wanlasswadi, Sangli - 416 414

**BHARATI VIDYAPEETH DEEMED UNIVERSITY
MEDICAL COLLEGE AND HOSPITAL, SANGLI**

**DEPARTMENT OF ANATOMY
First MBBS Batch 2016-17**

Lecture Schedule – Abdomen- Pelvis: Dr.Nitin R.Mudiraj

Sr. No.	Date	Topic
1.	31.12.16	Urinary bladder
2.	02.01.17	Prostate
3.	06.01.17	Uterus Fallopian tubes & Ovary
4.	07.01.17	Fallopian tubes & Ovary
5.	09.01.17	Ischio-anal fossa
6.	10.01.17	Perineum
7.	11.01.17	Rectum
8.	12.01.17	Anal Canal

**BHARATI VIDYAPEETH DEEMED UNIVERSITY
MEDICAL COLLEGE AND HOSPITAL, SANGLI**

**DEPARTMENT OF ANATOMY
First MBBS Batch 2016-17**

Demonstration Schedule Abdomen- Pelvis

Sr. No.	Date	Topic	Name of Teachers
1.	28.12.16	Sacrum	Dr.Priya S.Patil
2.	30.12.16	Bony Pelvis	Dr.Sheetal S.Patil
3.	03.01.17	Urinary Bladder	Mrs. Yogita A.Kamble
4.	05.01.17	Uterus	Miss. Anandi K.Suryawanshi
5.	07.01.17	Ischiorectal fossa	
6.	10.01.17	Surface & Radiology	
7.	12.01.17	Revision	


Head of the Dept.
Department of Anatomy
Bharati Vidyapeeth University
Medical College & Hospital,
Wanlesswadi, Sangli - 416 414

**BHARATI VIDYAPEETH DEEMED UNIVERSITY
MEDICAL COLLEGE AND HOSPITAL, SANGLI**

DEPARTMENT OF ANATOMY


First MBBS Batch 2016-17

Dissection Schedule Abdomen- Pelvis. Histology Practicals, Embryology models

Dissection goals: Dr.Archana V.Salunkhe

31st December 2016 to 13th January 2017

Sr. No.	Date	Topic	Name of Teachers
1.	31.12.16	Urinary bladder	Dr.Nitin R.Mudiraj
2.	02.01.17	Prostate	Dr.R.B.Vaidya
3.	03.01.17	Prostate	Dr.Uttama U.Joshi
4.	04.01.17	Uterus	Dr.Manisha R.Dhobale
5.	05.01.17	Small Group Discussion	Dr.Priya S.Patil
6.	06.01.17	Ovary + fallopian tube + uterus	Dr.Archana V.Salunkhe
7.	07.01.17	Ischioanal fossa	Dr.Sheetal S.Patil
8.	09.01.17	Rectum	Mrs. Yogita A.Kamble
9.	10.01.17	Rectum + Anal canal	Miss. Anandi K.Suryawanshi
10.	11.01.17	Wall of pelvis	
11.	12.01.17	Revision	
12.	13.01.17	Quiz	


Head of the Dept.
Department of Anatomy
Bharati Vidyapeeth University
Medical College & Hospital,
Wanlesswadi, Sangli - 416 414

Bharati Vidyapeeth Deemed University
Medical College & Hospital, Wanlesswadi, Sangli.
Department of Anatomy- MBBS 2016-17
Embryology Lectures Dr. R.B.Vaidya

Sr. No.	Date	Topic
1.	04/11/2016	Spermatogenesis
2.	11/11/2016	Oogenesis
3.	18/11/2016	Menstrual cycle
4.	25/11/2016	Fertilization
5.	09/12/2016	Placenta
6.	16/12/2016	Fetal membranes
7.	23/12/2016	Development of CVS I [Heart]
8.	30/12/2016	Development of CVS II [Vessels]
9.	05/01/2017	Development of GIT I



Head of the Dept
Department of Anatomy
Bharati Vidyapeeth University
Medical College & Hospital
Wanlesswadi, Sangli - 416 001

Bharati Vidyapeeth Deemed University
Medical College & Hospital, Wanlesswadi, Sangli.
Department of Anatomy- First MBBS Batch 2016-17
General Histology Lectures- Dr. Priya S. Patil

Sr. No.	Date	Topic
1	07/11/2016	Epithelium
2	14/11/2016	Connective tissue
3	21/11/2016	Cartilage
4	05/12/2016	Histology of Bone
5	12/12/2016	Muscle
6	19/12/2016	Blood Vascular system
7	26/12/2016	Lymphoid system
8	03/01/2017	Integumentary system


Head of the Dept.
Department of Anatomy
Bharati Vidyapeeth University
Medical College & Hospital,
Wanlesswadi, Sangli - 415 415